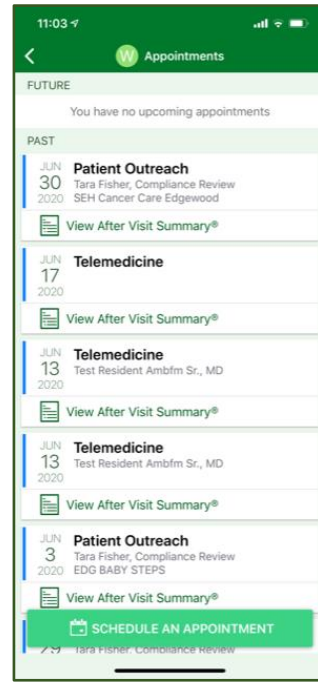
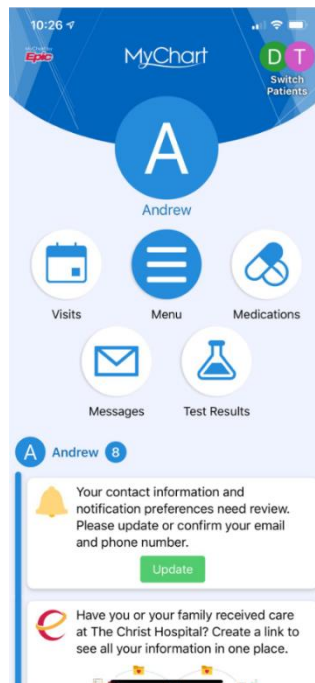
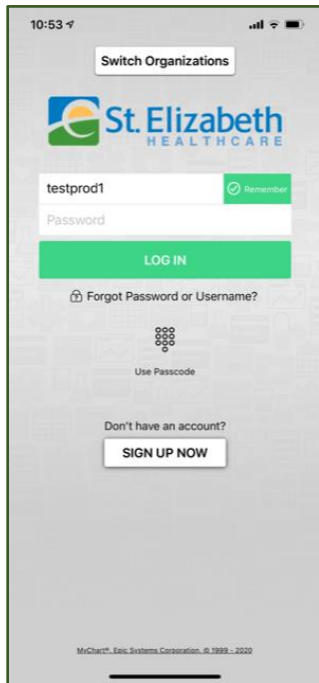
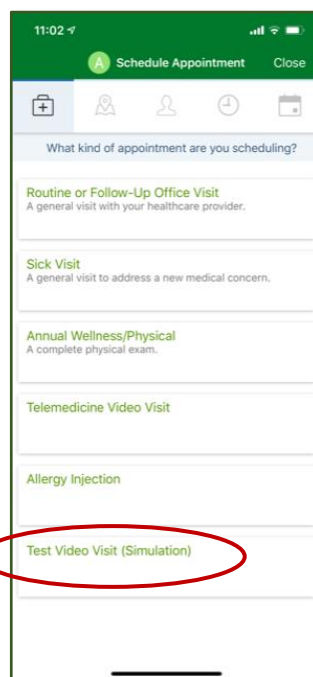


This is a simulation visit. There will not be a person connecting to this visit, it is just for testing your connection prior to your video visit.

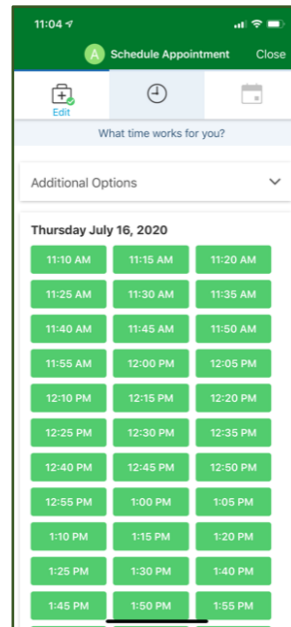
1. Sign in to the MyChart app on your phone or tablet and tap “Appointments” then "Schedule an Appointment" at the bottom of the screen.



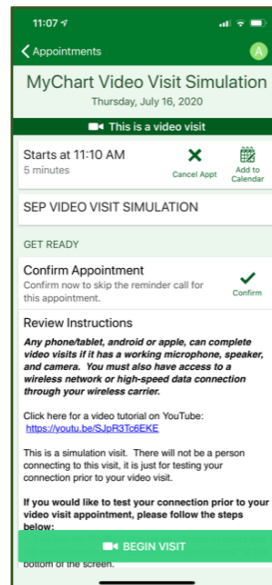
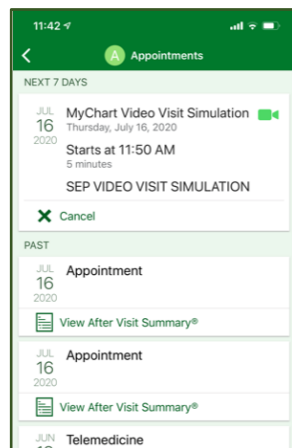
2. Tap “Tell us why you’re coming in”
3. Click “Test Video Visit (Simulation)”



- Pick a time on the schedule of available slots within 15 minutes of the current time.



- Tap on the visit you just made under “Appointments” list and tap “Begin Visit” at the bottom of the screen.



- Click “Stay Here”
- Your camera will activate and you will see yourself in a split screen. The other half of the screen will be blank. That is a successful test. **This will not connect you with a person.**
- If you are unable to connect please call your providers office.